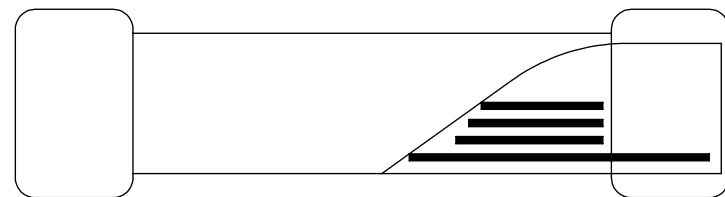
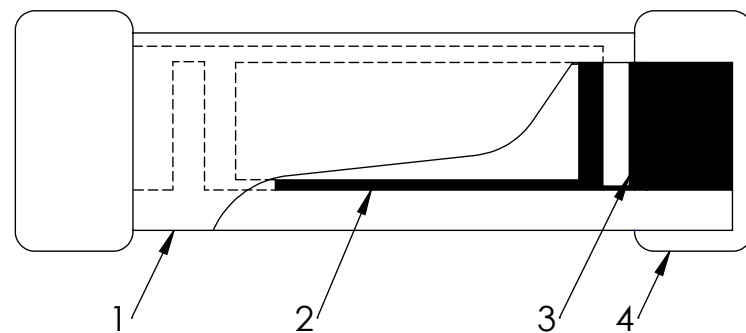


**Materials**

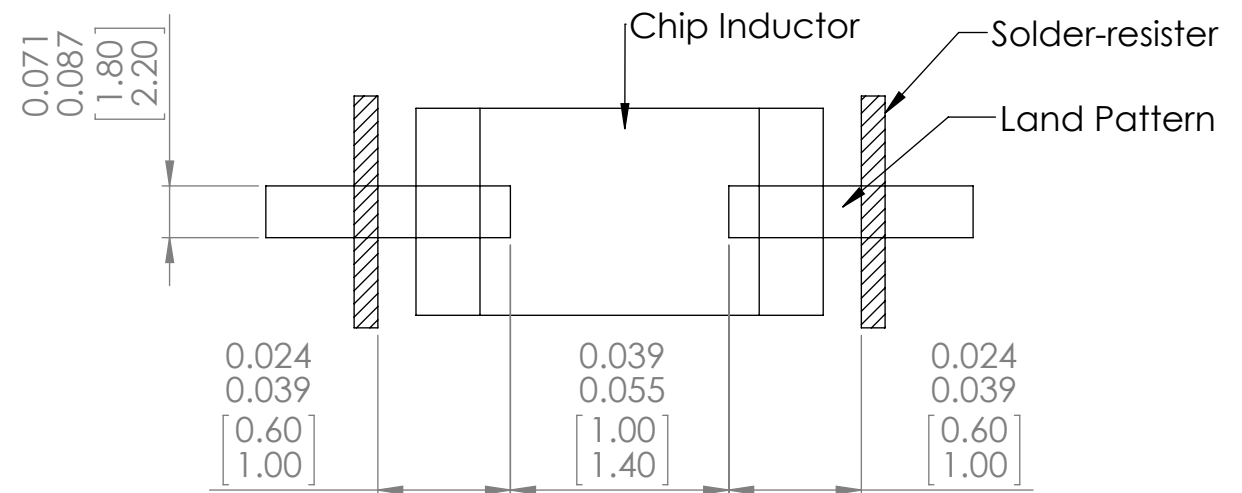
Side View



Top View


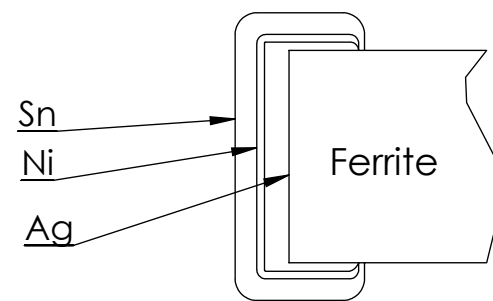


**Recommended Land Pattern**



	Part Name	Material
1	Base Material	Ferrite
2	Internal Conductor	Ag
3	Pull out Electrode	Ag
4	Terminal Electrode	Ag (Inner layer) Ni-Sn (Outer layer)

Structure of Electro-Plating



**TOP PACKAGE MARKING IS FOR ILLUSTRATION PURPOSES ONLY**

UNLESS OTHERWISE SPECIFIED: DIMENSIONS ARE IN INCH(MM) SURFACE FINISH: TOLERANCES: LINEAR: ANGULAR:				FINISH:		DEBUR AND BREAK SHARP EDGES		DO NOT SCALE DRAWING		REVISION -	
DRAWN SAAZVAT		SIGNATURE		DATE				 30332 Esperanza, Rancho Santa margarita, California 92688			
CHK'D XXXXXX								TITLE: Power			
APPV'D								DWG NO. ASMPH-1008		A3	
MFG								SCALE:35:1		SHEET 1 OF 1	
Q.A						MATERIAL:					
						WEIGHT:					