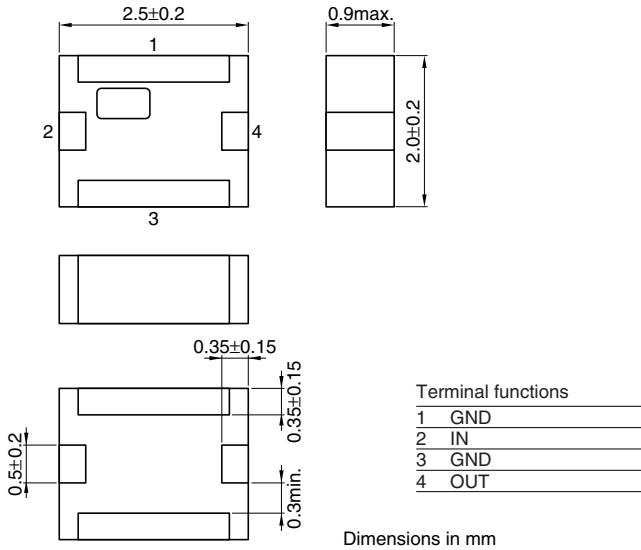


Multilayer Chip Band Pass Filters For 2.4GHz W-LAN/Bluetooth

Conformity to RoHS Directive

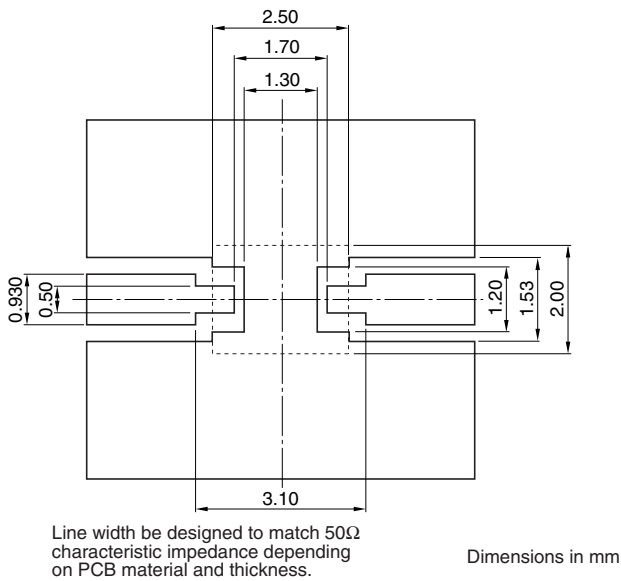
DEA Series DEA252450BT-2134B1

SHAPES AND DIMENSIONS

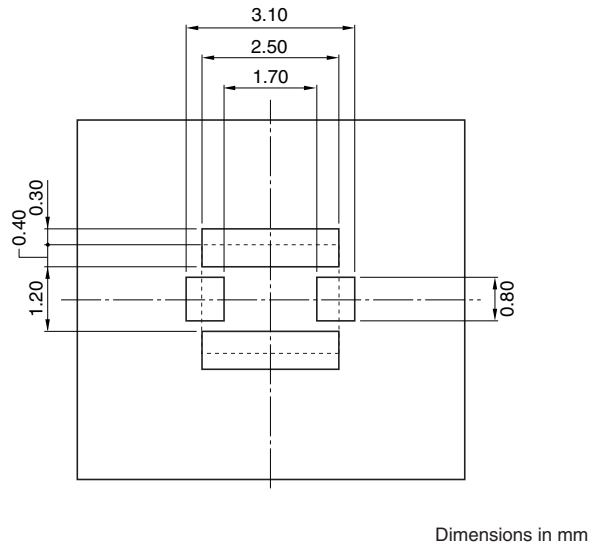


RECOMMENDED PC BOARD PATTERNS

LAND



SOLDER RESIST



- Conformity to RoHS Directive: This means that, in conformity with EU Directive 2002/95/EC, lead, cadmium, mercury, hexavalent chromium, and specific bromine-based flame retardants, PBB and PBDE, have not been used, except for exempted applications.

- All specifications are subject to change without notice.

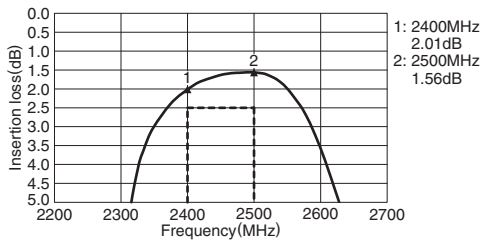
ELECTRICAL CHARACTERISTICS

Item		Typical value
Frequency range(Pass band)	2400 to 2500MHz	—
Single ended port characteristic impedance	50Ω (Nominal)	—
Insertion loss(Pass band)	[+25°C]	2.5dB max.
	[-40 to +85°C]	—
Attenuation	[824 to 849MHz]	42dB min.
	[869 to 894MHz]	42dB min.
	[894 to 915MHz]	42dB min.
	[925 to 960MHz]	42dB min.
	[1570 to 1580MHz]	40dB min.
	[1710 to 1785MHz]	43dB min.
	[1805 to 1850MHz]	41dB min.
	[1850 to 1910MHz]	41dB min.
	[1920 to 1990MHz]	40dB min.
	[2110 to 2170MHz]	35dB min.
Temperature range	Operating	-40 to +85°C
	Storage	-40 to +85°C

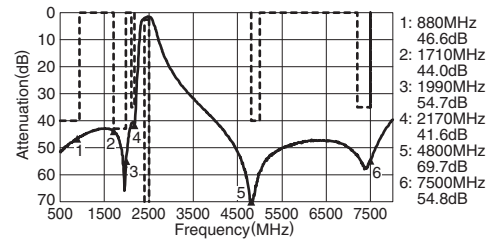
• Ta:+25°C

FREQUENCY CHARACTERISTICS

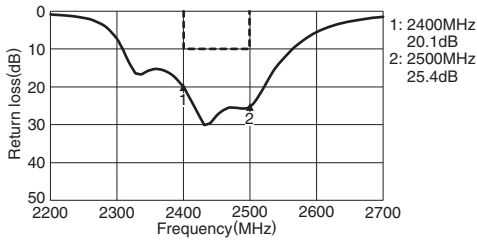
INSERTION LOSS



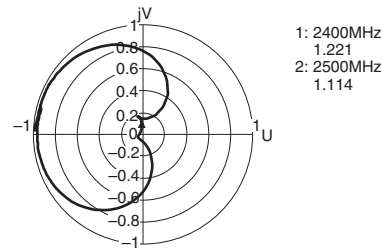
ATTENUATION



RETURN LOSS



VSWR



• All specifications are subject to change without notice.